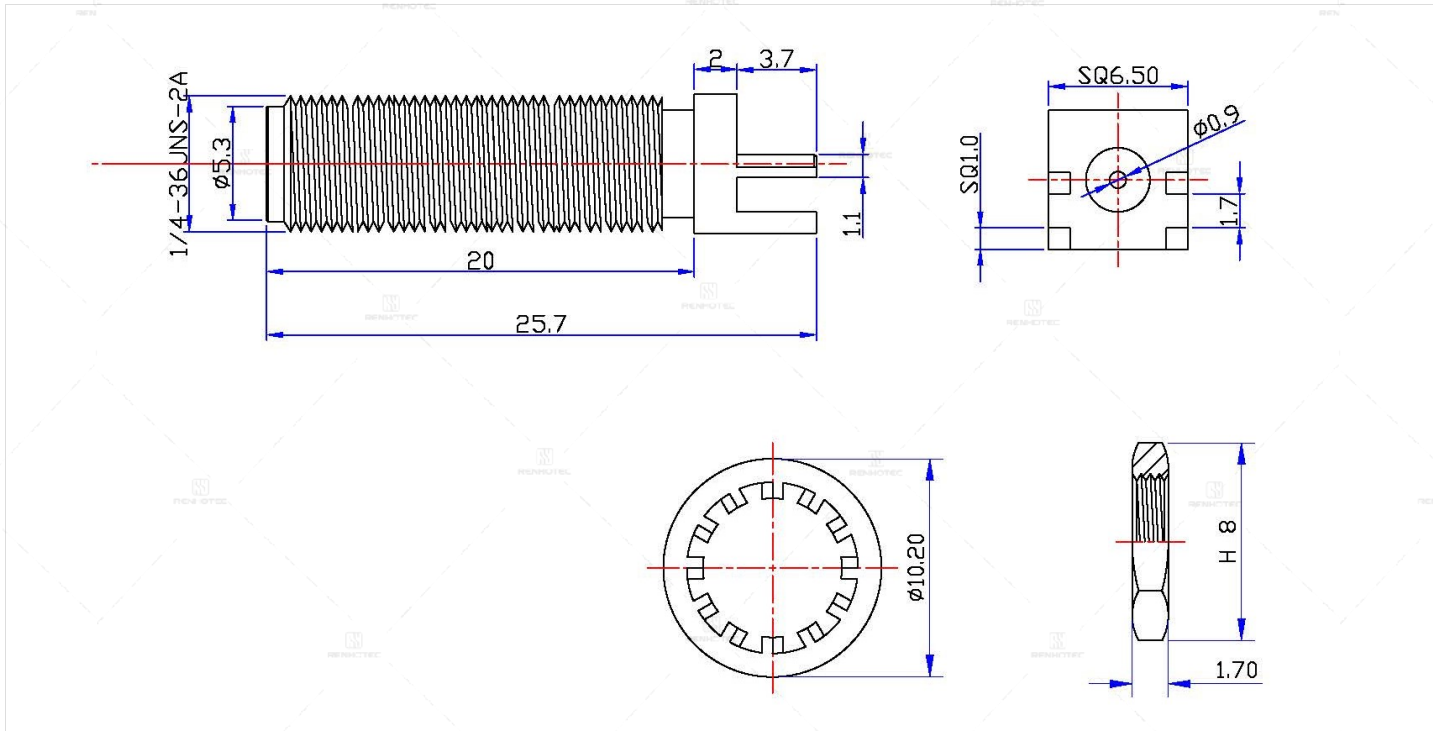


SMA Connector Straight Female Jack PCB Mount Edge Mount 50 Ohm - RHT-612-0111



Drawing



Basic Information

Connector Type	Jack
Contact Type	Female Pin
Contact Termination Style	Solder
Fastening Type	1/4-36 Threaded
Orientation	Straight
Mounting Feature	Edge Mount
Mounting Type	PCB Mount

Electrical Specification

Impedance	50 ohm
Frequency Range	DC-6GHz
VSWR	R/A type ≤ 1.5MAX, Straight type ≤ 1.3 MAX
Operating Voltage	500V rms
Contact Resistance	Centre Contact: 6mΩ Max Outer Contact: ≅ 0.2 MΩ (Milliohms Max.)

Material and Finish

Component Description	Material	Finish
Shell	Brass	Gold Plated
Insulator	PTFE	White
Center Contact	Phosphor	Gold Plated

Environmental Specification

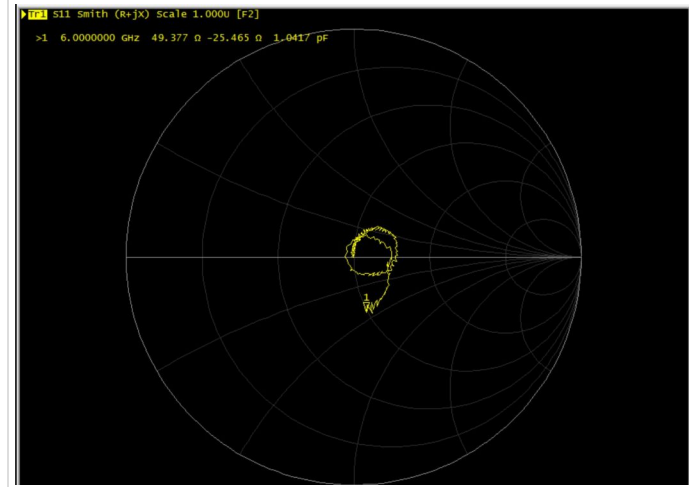
Temperature Range	-65°C to +165°C
--------------------------	-----------------

Mechanical Specification

Mating Durability	≥ 500 Cycles
--------------------------	--------------

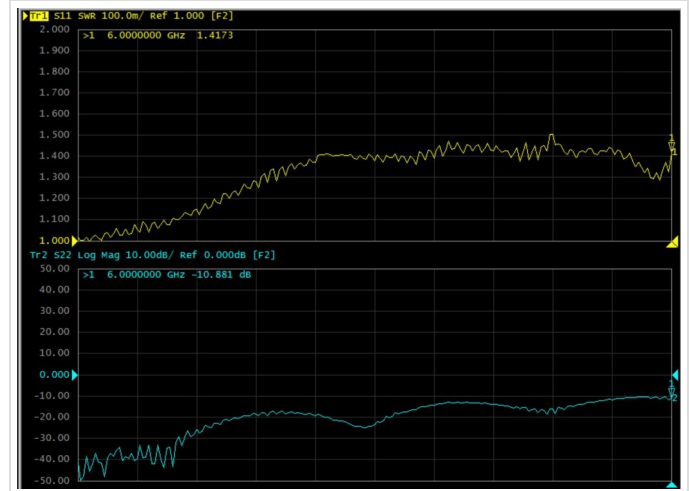

Impedance Testing

Impedance	50 ohm
------------------	--------



Frequency & VSWR Test Report

Frequency Range	DC-6GHz
VSWR	R/A type ≤ 1.5 MAX, Straight type ≤ 1.3 MAX



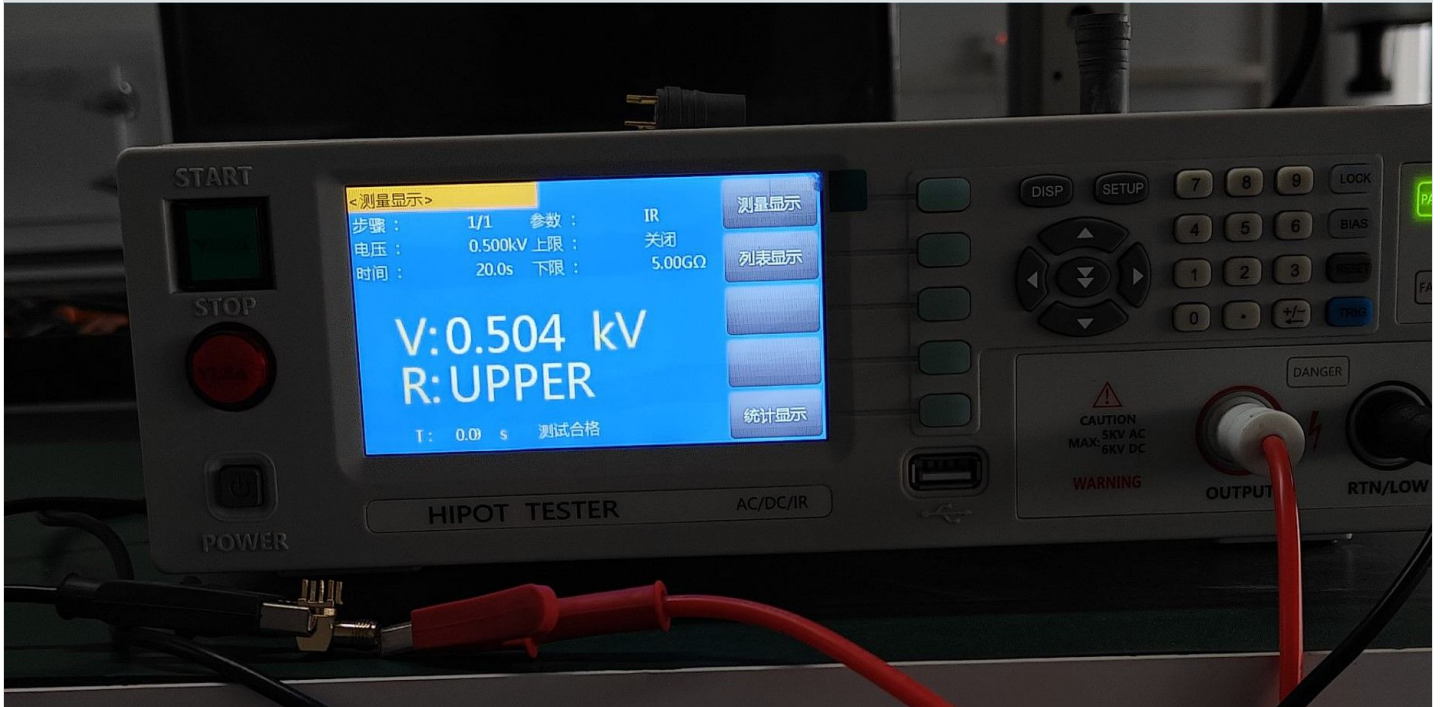
Contact Resistance Test

Contact Type	Female Pin
Center Contact Resistance	6 M Ω Max
Outer Contact Resistance	≤ 0.2 M Ω (Milliohms Max.)
Contact Termination Style	Solder



Working Voltage & Insulation Resistance Test

Rated Voltage	335 Volts RMS Continuous
Insultation Resistance	$\geq 5 \times 10^3 \text{M}\Omega$ (Megohms MIN.)



Version History

REV	Date	Revise Contents	Drafter	Approver
A.0	2025.12.17	The initial formulation	Marcella	Joson

Disclaimer

The information in this specification is subject to change without notice. Please confirm the latest version before use. Technical parameters are for reference only, and sufficient testing and verification should be conducted in actual applications.