



Y50DX 4 Pin Male Front Mount Circular Flange Disc Socket

Part Number:

**Y50DX-1804ZJ10**



**Basic Information**

Color	Silver
Connector Type	Socket
Contact Termination	Solder
Contact Type	Male Pin
Fastening Type	Bayonet
Mounting Type	Panel Mount
Number of Positions	4 Pin
Orientation	Straight
Shell Size	18

**Material Specification**

Contact Finish	Gold Plating
Contact Material	Copper Alloy
Insulation Material	Thermosetting Plastics
Shell Finish	Nickel Plating
Shell Material	Aluminum Alloy

### Environmental Specification

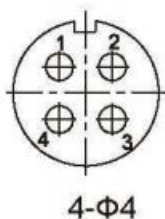
Ingress Protection	IP65
Operating Temperature	-55°C~+125°C

### Electrical Specification

Rated Current	5A
Rated Voltage	500V

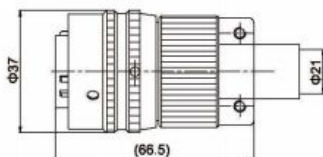
### Contact Layout

1804

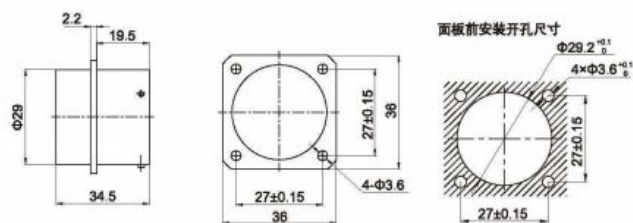


### Size

1801L/1804L  
 建议型号、外形尺寸及安装尺寸：  
 插头Y50DX-1801L/1804LTJ22-21 (配用头防尘盖Y50DX-1801L/1804L-80F)



插座Y50DX-1801L/1804LZ30K (配用座防尘盖Y50DX-1801L/1804L-81F)



## How to Order

**【Receptacle No.】**

Y50D	X	5	-12	04	Z10	J	02	II	-7	+81
①	②	③	④	⑤	⑥	⑦	⑧	⑨	⑩	⑪

① **Power series circular electrical connectors**

② **Electrical contact form**  
 X: Solder glue seal P: Solder shielding glue seal  
 A: Printed board solder seal H: Sintered glass

③ **Shell material and surface finishing**  
 1: Aluminum housing natural color oxidation, non-conductive shell  
 3: Aluminum housing black positive anodized, non-conductive shell  
 4: Aluminum housing military green anodized, non-conductive shell  
 5: Aluminum housing chemically nickel plated, conductive shell  
 6: Aluminum shell plating bright nickel, conductive shell (can not be marked)  
 7D: Aluminum housing cadmium-plated (brown-green), conductive housing  
 8: Aluminum housing plated with black chrome, conductive shell  
 9: Copper housing chemically nickel plated, conductive shell  
 10: Stainless steel passivation, conductive shell  
 14: Aluminum housing sandblasted with chemical nickel plating, conductive shell

④ **Shell Size**  
 08, 10, 12, 14, 16, 18, 20, 22, 24, 28, 32, 36

⑤ **Contact arrangement**

⑥ **Connector Type**  
 Z10: Threaded square flange(front mount)  
 Z20: Threaded square flange(back mount)  
 Z30: Square flange without thread(front mount)  
 Z40: Square flange without thread(back mount)  
 Z11: Circular flange  
 Z14: Screw cap assembly  
 Z5: Bulkhead square flange

⑦ **Type of contact**  
 J: Pin K: Jack

⑧ **Tail attachment**  
 02: Straight type cable cover

⑨ **Position key**  
 I, II, III, IV, V (III is not labeled)

⑩ **Diameter of outlet**  
 -Number(Regular outlet diameter may not be marked)

⑪ **Dust cap**  
 71: Plastic dust cap for socket  
 81: Metal dust cap for square flange socket  
 81d: Metal dust cover for Screw cap assembly  
 91: Rubber dust cover for socket  
 92: Rubber dust cap with ears for screw cap tightening type socket

## Disclaimer

The information in this specification is subject to change without notice. Please confirm the latest version before use. Technical parameters are for reference only, and sufficient testing and verification should be conducted in actual applications.