



Y50DX 4 Pin Female Plug Straight Bayonet Coupling
Solder Aluminum Alloy

Part Number:

Y50DX-1804TK2



Basic Information

Color	Silver
Connector Type	Plug
Contact Termination	Solder
Contact Type	Female Pin
Fastening Type	Bayonet
Mounting Type	Cable Mount
Number of Positions	4 Pin
Orientation	Straight
Shell Size	18

Material Specification

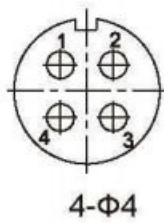
Contact Finish	Gold Plating
Contact Material	Copper Alloy
Insulation Material	Thermosetting Plastics
Shell Finish	Nickel Plating
Shell Material	Aluminum Alloy

Environmental Specification

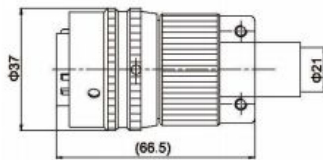
Ingress Protection	IP65
Operating Temperature	-55°C~+125°C

Electrical Specification

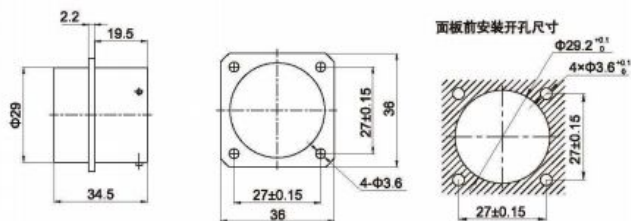
Rated Current	5A
Rated Voltage	500V

Contact Layout
1804

Size

1801L/1804L
 建议型号、外形尺寸及安装尺寸：
 插头Y50DX-1801L/1804LTJ22-21 (配用头防尘盖Y50DX-1801L/1804L-80F)



插座Y50DX-1801L/1804LZ30K (配用座防尘盖Y50DX-1801L/1804L-81F)



How to Order

Order NO. Description:
[Plug No.]

Y50D X 5 -12 04 I J 02 II -Z +80
 ① ② ③ ④ ⑤ ⑥ ⑦ ⑧ ⑨ ⑩ ⑪

① Power series circular electrical connectors
② Electrical contact form

X: Solder glue seal P: Solder shielding glue seal

③ Shell material and surface finishing

- 1: Aluminum housing natural color oxidation, non-conductive shell
- 3: Aluminum housing black positive anodized, non-conductive shell
- 4: Aluminum housing military green anodized, non-conductive shell
- 5: Aluminum housing chemically nickel plated, conductive shell
- 6: Aluminum shell plating bright nickel, conductive shell (can not be marked)
- 7D: Aluminum housing cadmium-plated (brown-green), conductive housing
- 8: Aluminum housing plated with black chrome, conductive shell
- 9: Copper housing chemically nickel plated, conductive shell
- 10: Stainless steel passivation, conductive shell
- 14: Aluminum housing sandblasted with chemical nickel plating, conductive shell

④ Shell Size

08, 10, 12, 14, 16, 18, 20, 22, 24, 28, 32, 36

⑤ Contact arrangement
⑥ Connector Type

T: Plug

⑦ Type of contact

J: Pin K: Jack

⑧ Tail attachment

- | | |
|--|------------------------------|
| 01-Grounded compression type tailcap | 02-Straight type cable cover |
| 22-Extended straight cable cover | 32-R-type cable cover |
| 03-Simple-sealed cable cover | 21-Anti-wave tail cover |
| 55-Elbow shielded tail cover | 07-Waterproof tail cover |
| 06-Straight shielded and sealed spring guarded wire tail cover | |
| 51-Shielded double clamped tail cover | |

⑨ Position key

I, II, III, IV, V (III is not labeled)

⑩ Diameter of outlet

-Number (Regular outlet diameter may not be marked)

⑪ Dust cap

- 70: Plastic dust cover for plug 80: Metal dust cover for plug
 90: Rubber dust cover for plug

Disclaimer

The information in this specification is subject to change without notice. Please confirm the latest version before use. Technical parameters are for reference only, and sufficient testing and verification should be conducted in actual applications.