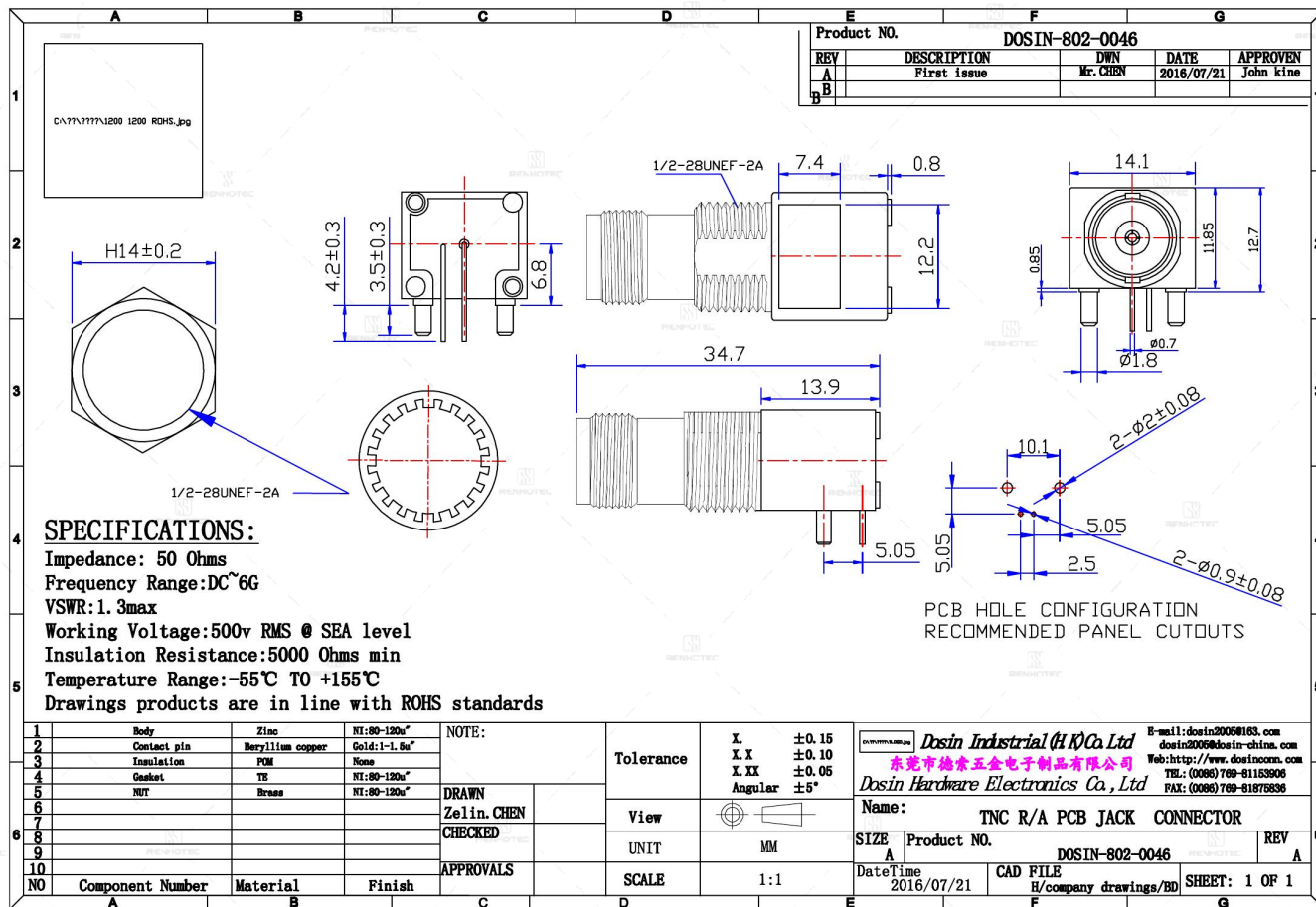


TNC Connector Solder Panel Mount 50ohm - RHT-615-0421



Drawing



Basic Information

Fastening Type	Threaded
Connector Type	Jack
Mounting Feature	SMT
Mounting Type	Panel Mount
Number of Ports	1
Orientation	Right Angle
RF Series	TNC Type

Mechanical Specification

Contact Termination Style	Solder
Mating Durability	≥ 500 Cycles

Environmental Specification

Temperature Range	-65°C to +165°C
-------------------	-----------------

Material Specification

Shield Termination	Solder
--------------------	--------

Material and Finish

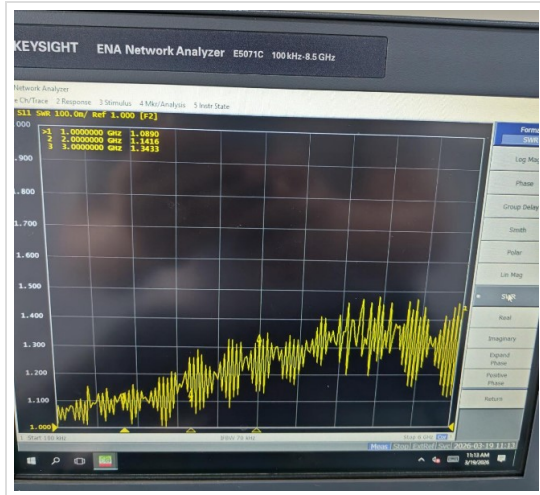
Component Description	Material	Finish
Shell	Copper Alloy	Nickel Plated
Insulator	Teflon White	
Center Contact	Brass	Gold Plated

Impedance Testing

Impedance	50 ohm
-----------	--------

Frequency & VSWR Test Report

Frequency Range	0~6GHz
VSWR	1.3 MAX




Contact Resistance Test

Contact Type	Female Pin
Center Contact Resistance	1.5 MΩ Max
Outer Contact Resistance	0.2 MΩ Max



Working Voltage & Insulation Resistance Test

Working Voltage	500 V rms
Insulation Resistance	500MΩ Min



Version History

REV	Date	Revise Contents	Drafter	Approver
A.0	2026.4.16	The initial formulation	Esther	Joson

Disclaimer

The information in this specification is subject to change without notice. Please confirm the latest version before use. Technical parameters are for reference only, and sufficient testing and verification should be conducted in actual applications.