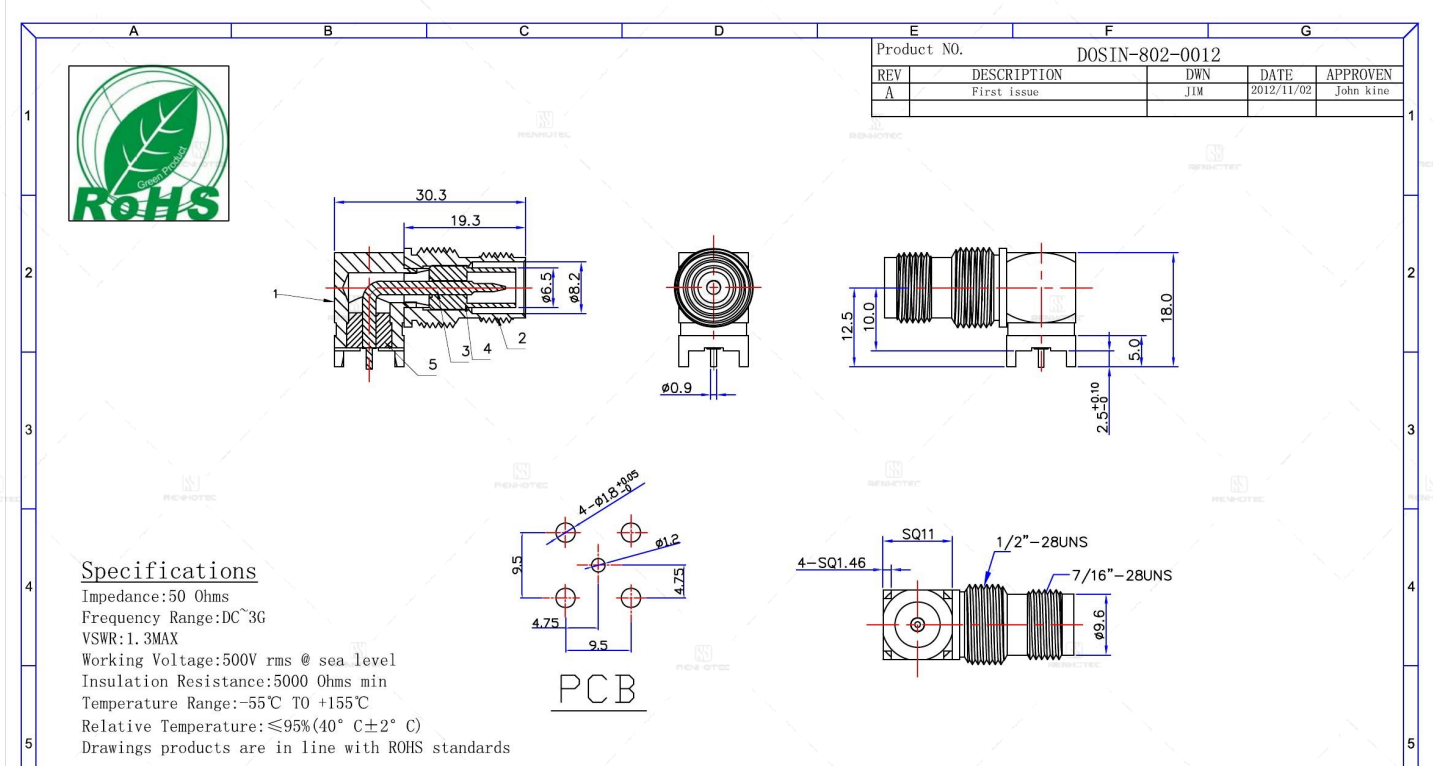


**TNC Connector Jack Male Pin Solder Panel Mount 50ohm - RHT-615-0012**



**Drawing**



## Basic Information

<b>Fastening Type</b>	Threaded
<b>Connector Type</b>	Jack
<b>Mounting Feature</b>	Through Hole
<b>Mounting Type</b>	Panel Mount
<b>Number of Ports</b>	1
<b>Orientation</b>	Right Angle
<b>RF Series</b>	TNC Type

## Mechanical Specification

<b>Contact Termination Style</b>	Solder
<b>Mating Durability</b>	≥ 500 Cycles

## Environmental Specification

<b>Temperature Range</b>	-65°C to +165°C
--------------------------	-----------------

## Material Specification

<b>Shield Termination</b>	Solder
---------------------------	--------

## Material and Finish

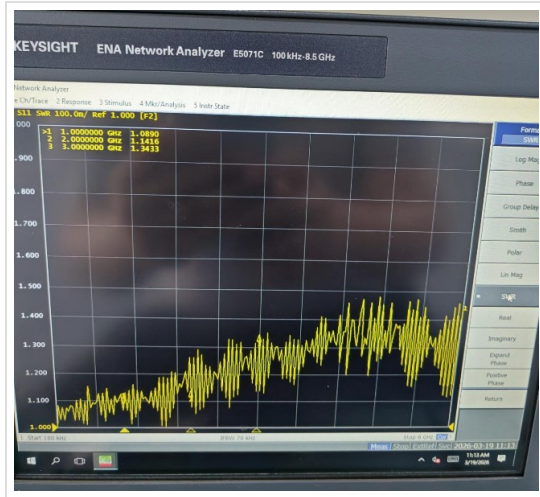
Component Description	Material	Finish
Shell	Copper Alloy	Nickel Plated
Insulator	Teflon White	
Center Contact	Brass	Gold Plated

## Impedance Testing

<b>Impedance</b>	50 ohm
------------------	--------

**Frequency & VSWR Test Report**

Frequency Range	0~6GHz
VSWR	1.3 MAX




**Contact Resistance Test**

Contact Type	Male Pin
Center Contact Resistance	1.5 MΩ Max
Outer Contact Resistance	0.2 MΩ Max



**Working Voltage & Insulation Resistance Test**

Working Voltage	500 V rms
Insulation Resistance	500MΩ Min



**Version History**

REV	Date	Revise Contents	Drafter	Approver
A.0	2026.4.16	The initial formulation	Esther	Joson

**Disclaimer**

The information in this specification is subject to change without notice. Please confirm the latest version before use. Technical parameters are for reference only, and sufficient testing and verification should be conducted in actual applications.