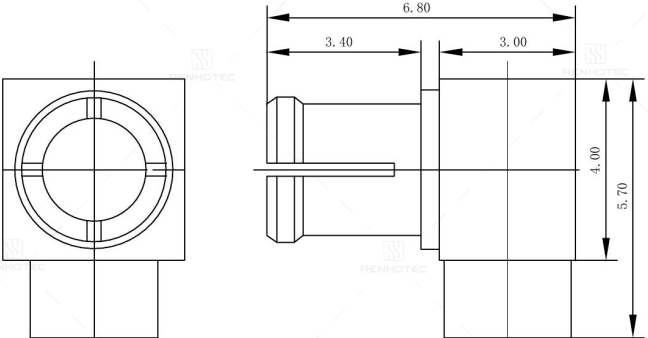


**SMP R/A Female Connector for 085 Cable - RHT-628-2031**

**Drawing**



			REV	DESCRIPTION	DRAWING	DATE
			R1.0	First issue	Li	2025. 10. 28



Project	Indicators
Product Name	RFConnector
Frequency Range	DC-18GHz
VSWR	1.3 (max)
Impedance	50 Ω
Insertion Loss	≤0.05*√F (GHz) dB
Dielectric withstanding voltage	335V
Service life	≥500
Insulation Resistance	≥5000M Ω
Connector type	SMP-Female
Operation Temperature	-40℃~+85℃
Inner conductor material	Berylliumbronze Goldplating
External conductor material	Berylliumbronze Goldplating
Insulator	PTFE
Matching cable	086Series

-TOLERANCES- UNLESS OTHERWISE SPECIFIED  UNLESS OTHERWISE SPECIFIED TOLERANCES FOR MILLIMETERS ARE: 0.5 - 8mm ± 0.20mm 8 - 30mm ± 0.25mm 30 - 120mm ± 0.30mm	 <b>RENHOTECH GROUP</b> PART DESCRIPTION: SMP R/A FEMALE CONNECTOR FOR 085 CABLE P/N: RHT-628-2031
Appr: 	Check: Jason      Date:      Scale:      Unit:      Rev:      Page:
Draw: Li	Date: 2025.10.28      Scale: 1:1      Unit: MM      Rev: R1.0      Page: 1/1

**Basic Information**

<b>Connector Type</b>	Jack
<b>Orientation</b>	Right Angle
<b>RF Series</b>	SMP Type
<b>Suitable Cable</b>	085 Cable

**Electrical Specification**

<b>Dielectric Withstanding Voltage</b>	335 V
<b>Insertion Loss</b>	≤0.05*√F (GHz) dB

### Environmental Specification

Temperature Range	-40°C to +85°C
-------------------	----------------

### Material and Finish

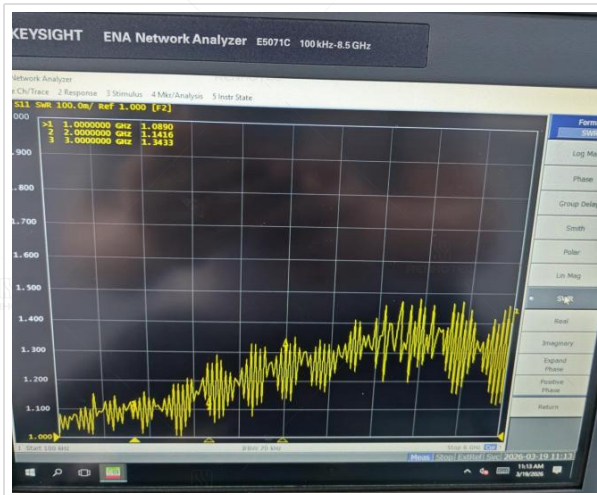
Component Description	Material	Finish
Outer Conductor	Beryllium Bronze	-
Outer Contact	-	Gold Plated
Insulator	PTFE	-
Contact	Beryllium Bronze	Gold Plated

### Impedance Testing

Impedance	50 ohm
-----------	--------

### Frequency & VSWR Test Report

Frequency Range	DC-18GHz
VSWR	1.3 MAX



**Contact Resistance Test**

Contact Type

Female Pin



**Working Voltage & Insulation Resistance Test**

Insulation Resistance

5000MΩ Min



**Disclaimer**

The information in this specification is subject to change without notice. Please confirm the latest version before use. Technical parameters are for reference only, and sufficient testing and verification should be conducted in actual applications.