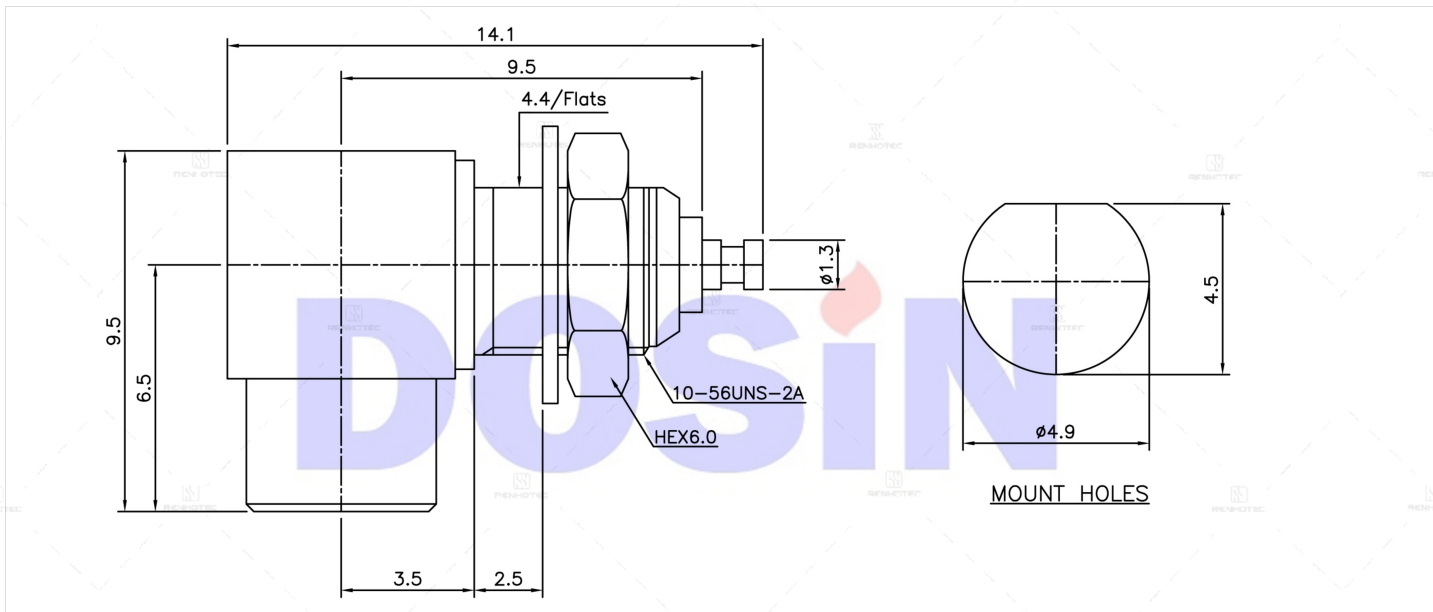


**MCX Connector Jack Solder Panel Mount Bulkhead 50ohm - RHT-617-1022**



**Drawing**



## Basic Information

Connector Type	Jack
Mounting Feature	Bulkhead
Mounting Type	Panel Mount
Number of Ports	1
Orientation	Right Angle
Fastening Type	Push-Pull

## Mechanical Specification

Contact Termination Style	Solder
Mating Durability	≥ 500 Cycles

## Material Specification

Shield Termination	Solder
--------------------	--------

## Environmental Specification

Temperature Range	-65°C to +165°C
Corrosion Resistance	MIL-STD-202 Meth. 101
Vibration	MIL-STD-202 Meth. 204

## Material and Finish

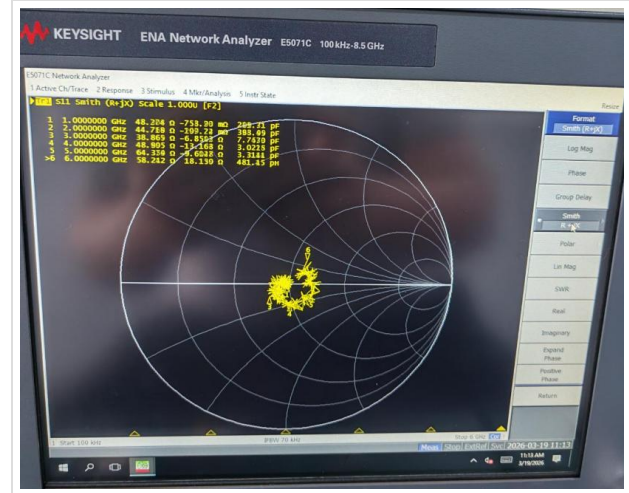
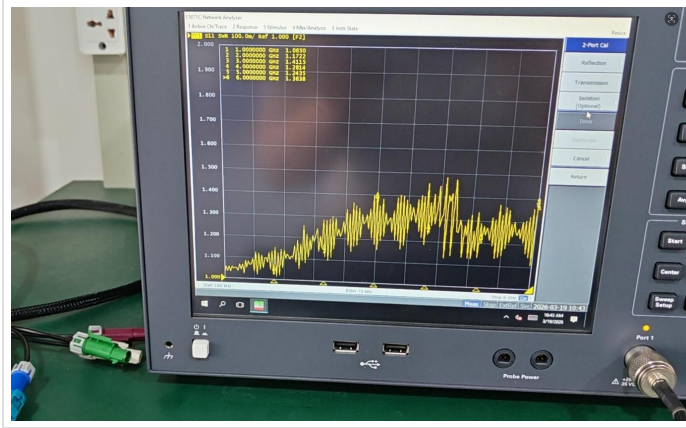
Component Description	Material	Finish
Shell	Copper Alloy	Gold Plated
Insulator	Teflon White	
Center Contact	Brass	Gold Plated

## Impedance Testing

Impedance	50 ohm
-----------	--------

**Frequency & VSWR Test Report**

Frequency Range	6GHz
VSWR	≤1.15 (DC to 4 GHz), ≤1.40 (4 to 6 GHz)



**Contact Resistance Test**

Contact Type	Female Pin
Center Contact Resistance	5 MΩ Min
Outer Contact Resistance	1 MΩ Min



**Working Voltage & Insulation Resistance Test**

Rated Voltage	500 Volts RMS Max Continuous
Dielectric Withstanding Voltage	1000 VRMS Max
Insulation Resistance	500MΩ Min



**Version History**

REV	Date	Revise Contents	Drafter	Approver
A.0	2026.5.13	The initial formulation	Esther	Joson

**Disclaimer**

The information in this specification is subject to change without notice. Please confirm the latest version before use. Technical parameters are for reference only, and sufficient testing and verification should be conducted in actual applications.