
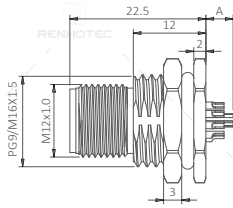


# M12 Panel Mount Receptacle

Zinc Alloy Series

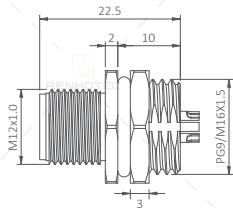


## M12 Male Receptacle, Front Fastened Solder Cup



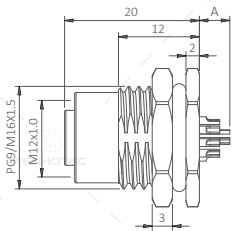
Panel Cut-out	Positions	Coding	Part Number	Panel Cut-out	Positions	Coding	Part Number
PG9	2	A	RHT-634-3546-02	M16X1.5	2	A	RHT-634-3550-02
	3	A	RHT-634-3546-03		3	A	RHT-634-3550-03
	4	A	RHT-634-3546-04		4	A	RHT-634-3550-04
	4	B	RHT-634-3546-4B		4	B	RHT-634-3550-4B
	4	D	RHT-634-3546-4D		4	D	RHT-634-3550-4D
	5	A	RHT-634-3546-05		5	A	RHT-634-3550-05
	5	B	RHT-634-3546-5B		5	B	RHT-634-3550-5B
	6	A	RHT-634-3546-06		6	A	RHT-634-3550-06
	8	A	RHT-634-3546-08		8	A	RHT-634-3550-08
	12	A	RHT-634-3546-12		12	A	RHT-634-3550-12

## M12 Male Receptacle, Rear Fastened Solder Cup



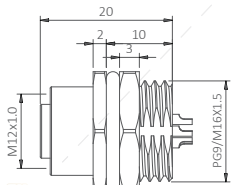
Panel Cut-out	Positions	Coding	Part Number	Panel Cut-out	Positions	Coding	Part Number
PG9	2	A	RHT-634-3547-02	M16X1.5	2	A	RHT-634-3551-02
	3	A	RHT-634-3547-03		3	A	RHT-634-3551-03
	4	A	RHT-634-3547-04		4	A	RHT-634-3551-04
	4	B	RHT-634-3547-4B		4	B	RHT-634-3551-4B
	4	D	RHT-634-3547-4D		4	D	RHT-634-3551-4D
	5	A	RHT-634-3547-05		5	A	RHT-634-3551-05
	5	B	RHT-634-3547-5B		5	B	RHT-634-3551-5B
	6	A	RHT-634-3547-06		6	A	RHT-634-3551-06
	8	A	RHT-634-3547-08		8	A	RHT-634-3551-08
	12	A	RHT-634-3547-12		12	A	RHT-634-3551-12

## M12 Female Receptacle, Front Fastened Solder Cup



Panel Cut-out	Positions	Coding	Part Number	Panel Cut-out	Positions	Coding	Part Number
PG9	2	A	RHT-634-3548-02	M16X1.5	2	A	RHT-634-3552-02
	3	A	RHT-634-3548-03		3	A	RHT-634-3552-03
	4	A	RHT-634-3548-04		4	A	RHT-634-3552-04
	4	B	RHT-634-3548-4B		4	B	RHT-634-3552-4B
	4	D	RHT-634-3548-4D		4	D	RHT-634-3552-4D
	5	A	RHT-634-3548-05		5	A	RHT-634-3552-05
	5	B	RHT-634-3548-5B		5	B	RHT-634-3552-5B
	6	A	RHT-634-3548-06		6	A	RHT-634-3552-06
	8	A	RHT-634-3548-08		8	A	RHT-634-3552-08
	12	A	RHT-634-3548-12		12	A	RHT-634-3552-12

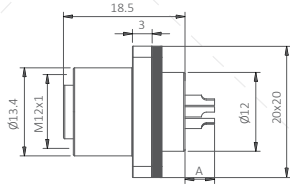
## M12 Female Receptacle, Rear Fastened Solder Cup



Panel Cut-out	Positions	Coding	Part Number	Panel Cut-out	Positions	Coding	Part Number
PG9	2	A	RHT-634-3549-02	M16X1.5	2	A	RHT-634-3553-02
	3	A	RHT-634-3549-03		3	A	RHT-634-3553-03
	4	A	RHT-634-3549-04		4	A	RHT-634-3553-04
	4	B	RHT-634-3549-4B		4	B	RHT-634-3553-4B
	4	D	RHT-634-3549-4D		4	D	RHT-634-3553-4D
	5	A	RHT-634-3549-05		5	A	RHT-634-3553-05
	5	B	RHT-634-3549-5B		5	B	RHT-634-3553-5B
	6	A	RHT-634-3549-06		6	A	RHT-634-3553-06
	8	A	RHT-634-3549-08		8	A	RHT-634-3553-08
	12	A	RHT-634-3549-12		12	A	RHT-634-3553-12

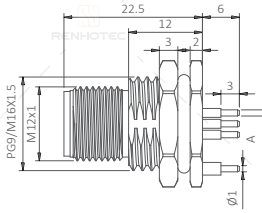


## M12 Female Receptacle, Flange Fastened Solder Cup



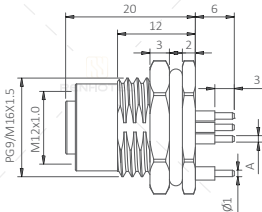
Panel Cut-out	Positions	Coding	Part Number
20x20	2	A	RHT-634-3594-02
	3	A	RHT-634-3594-03
	4	A	RHT-634-3594-04
	4	B	RHT-634-3594-4B
	4	D	RHT-634-3594-4D
	5	A	RHT-634-3594-05
	5	B	RHT-634-3594-5B
	6	A	RHT-634-3594-06
	8	A	RHT-634-3594-08
	12	A	RHT-634-3594-12

## M12 Male Receptacle, Front Fastened PCB Type, with GND



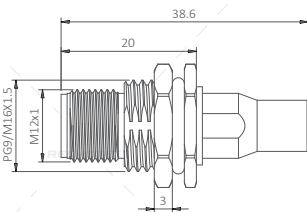
Panel Cut-out	Positions	Coding	Part Number	Panel Cut-out	Positions	Coding	Part Number
PG9	2	A	RHT-634-3595-02	M16X1.5	2	A	RHT-634-3597-02
	3	A	RHT-634-3595-03		3	A	RHT-634-3597-03
	4	A	RHT-634-3595-04		4	A	RHT-634-3597-04
	4	B	RHT-634-3595-4B		4	B	RHT-634-3597-4B
	4	D	RHT-634-3595-4D		4	D	RHT-634-3597-4D
	5	A	RHT-634-3595-05		5	A	RHT-634-3597-05
	5	B	RHT-634-3595-5B		5	B	RHT-634-3597-5B
	6	A	RHT-634-3595-06		6	A	RHT-634-3597-06
	8	A	RHT-634-3595-08		8	A	RHT-634-3597-08
	12	A	RHT-634-3595-12		12	A	RHT-634-3597-12

## M12 Female Receptacle, Front Fastened PCB Type, with GND



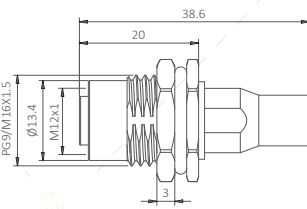
Panel Cut-out	Positions	Coding	Part Number	Panel Cut-out	Positions	Coding	Part Number
PG9	2	A	RHT-634-3596-02	M16X1.5	2	A	RHT-634-3598-02
	3	A	RHT-634-3596-03		3	A	RHT-634-3598-03
	4	A	RHT-634-3596-04		4	A	RHT-634-3598-04
	4	B	RHT-634-3596-4B		4	B	RHT-634-3598-4B
	4	D	RHT-634-3596-4D		4	D	RHT-634-3598-4D
	5	A	RHT-634-3596-05		5	A	RHT-634-3598-05
	5	B	RHT-634-3596-5B		5	B	RHT-634-3598-5B
	6	A	RHT-634-3596-06		6	A	RHT-634-3598-06
	8	A	RHT-634-3596-08		8	A	RHT-634-3598-08
	12	A	RHT-634-3596-12		12	A	RHT-634-3598-12

## M12 Male Receptacle, Front Fastened Solder Cup, with Shielding Bracket



Panel Cut-out	Positions	Coding	Part Number	Panel Cut-out	Positions	Coding	Part Number
PG9	2	A	RHT-634-3599-02	M16X1.5	2	A	RHT-634-3601-02
	3	A	RHT-634-3599-03		3	A	RHT-634-3601-03
	4	A	RHT-634-3599-04		4	A	RHT-634-3601-04
	4	B	RHT-634-3599-4B		4	B	RHT-634-3601-4B
	4	D	RHT-634-3599-4D		4	D	RHT-634-3601-4D
	5	A	RHT-634-3599-05		5	A	RHT-634-3601-05
	5	B	RHT-634-3599-5B		5	B	RHT-634-3601-5B
	6	A	RHT-634-3599-06		6	A	RHT-634-3601-06
	8	A	RHT-634-3599-08		8	A	RHT-634-3601-08
	12	A	RHT-634-3599-12		12	A	RHT-634-3601-12

## M12 Female Receptacle, Front Fastened Solder Cup, with Shielding Bracket



Panel Cut-out	Positions	Coding	Part Number	Panel Cut-out	Positions	Coding	Part Number
PG9	2	A	RHT-634-3600-02	M16X1.5	2	A	RHT-634-3602-02
	3	A	RHT-634-3600-03		3	A	RHT-634-3602-03
	4	A	RHT-634-3600-04		4	A	RHT-634-3602-04
	4	B	RHT-634-3600-4B		4	B	RHT-634-3602-4B
	4	D	RHT-634-3600-4D		4	D	RHT-634-3602-4D
	5	A	RHT-634-3600-05		5	A	RHT-634-3602-05
	5	B	RHT-634-3600-5B		5	B	RHT-634-3602-5B
	6	A	RHT-634-3600-06		6	A	RHT-634-3602-06
	8	A	RHT-634-3600-08		8	A	RHT-634-3602-08
	12	A	RHT-634-3600-12		12	A	RHT-634-3602-12



Renhotec.com



Product Catalogue



Official Accounts



## RENHOTEC GROUP LIMITED

☎ : 86-180 8661 0187

🌐 : [www.renhotec.com](http://www.renhotec.com)    ✉ : [info@renhotec.com](mailto:info@renhotec.com)

**Headquarters(Wuhan):** No.555 Wenhua Avenue, Hongshan District, Wuhan 430074, China

**Factory(Dongguan):** 13-1 Wenming Rd, Dongguan City, Guangdong Province China, 523900

**Factory(jiangmen):** Building 5, Wanyang Zhongchuang City, Daze Industrial Park, Jiangmen City, Guangdong Province, China