M12 Male Plug Straight PCB Back Fastened Connector with Cap for Wireless Pressure Transmitter





Basic Information

Contact Termination	PCB Solder
Coupling	Threaded Coupling
Gender	Male
Key	A, B, D
Mounting Feature	Back Fastened
Number of Positions	12 Pin, 17 Pin, 2 Pin, 3 Pin, 4 Pin, 5 Pin, 6 Pin, 8 Pin
Orientation	Straight
Product Type	Panel Mount Receptacle

Material Specification

Contact Finish	Au
Pin Contact	CuZn
Shell Material	Plastic
Socket Contact	CuSn
Wire Gauge	0.14/0.25/0.34/0.5mm^2/(26/24/22/20AWG)

Electrical Specification

Contact Resistance	＜10mΩ
Insulation Resistance	≥100MΩ
Rated Current	1.5A for 12/17 Pin, 2A for 8 Pin, 4A for 3/4/5 Pin
Rated Voltage	250V for 3/4 Pin, 30V for 8/12/17 Pin, 60V for 5 Pin

Environmental Specification

Ingress Protection	IP67, IP68
Operating Temperature	'-25°C ~ + 85°C

Mechanical Specification

Mating Cycles	≥500

Contact Layout

Pins	Rated current	Rated voltage		Wire gauge		Female Contact			Male Contact		
		AC	D/C	AWG	mm²	A-Code	B-Code	D-Code	A-Code	B-Code	D-Code
2	4A	250V	250V	22	0.34						
3	4A	250V	250V	22	0.34						
4	4A	250V	250V	22	0.34						
5	4A	60V	60V	22	0.34						
6	2A	30V	30V	24	0.25						
8	2A	30V	30V	24	0.25						
12	1.5A	30V	30V	26	0.14						
17	1.5A	30V	30V	26	0.14						

Size

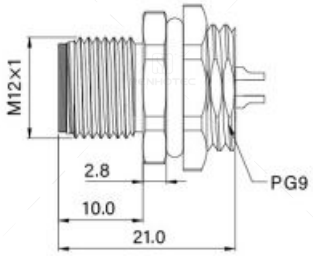

Disclaimer

The information in this specification is subject to change without notice. Please confirm the latest version before use. Technical parameters are for reference only, and sufficient testing and verification should be conducted in actual applications.