J14 Series J14A Metal Shell 26pin Micro-D MIL-Spec Cable Mount Male Socket J14A-26ZJL

Part Number:

J14A-26ZJL

Basic Information

Color	Primary Color
Connector Type	Socket
Contact Termination	Soldering
Contact Type	Male
Contact Size	0.8
Mounting Type	Free Hanging
Number of Cores	26
Number of Interface Rows	3
Orientation	Straight

Environmental Specification

Operating Temperature	-55℃ to +125℃

Material Specification

Contact Plating	Gold-plated
Housing Material	Aluminum Alloy
Housing Plating	Nickel-plated

Electrical Specification

Contact Resistance	≤ 10MΩ
Insulation Resistance	≥ 2000MΩ
Rated Current	3A
Withstand Dielectric Voltage	800V

How to Order

Part Number Structure: J14A-38ZK1B2

J	**Series Prefix** Product series designation code.
14	**Design Series Number** Identifies the design series of the connector.
A	**Modification / Revision Code** Indicates the modification or variant revision of the base design.
-38	**Number of Contacts** Total contact position count (e.g. -38 = 38 contacts).
Z	**Connector Type** Z = Receptacle (socket housing) | T = Plug (pin housing)
K	**Contact Type** K = Socket contact (female) | J = Pin contact (male)
1	**Termination Style** • Plug: Always solder cable type (unmarked) • Receptacle: Unmarked = Solder cable type • 1 = Right-angle (90°) PCB mount type • 2, 3 = Straight PCB mount type (3 = extended / lengthened version)
B	**Mounting Style** Receptacle only; not marked for plug. B = Panel mount | L = Cable clamp flange type
2	**Flange Type** Receptacle only; not marked for plug. • Unmarked = Standard horizontal mounting flange • 1 = Standard horizontal mounting flange with conduit / tube • 2 = Side-mounting flange

Contact Layout

Contacts	Plug	Receptacle
9		
15	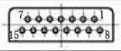	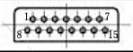
20	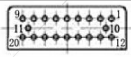	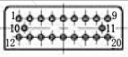
26	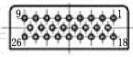	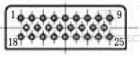
38	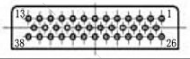	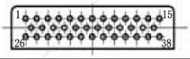
51	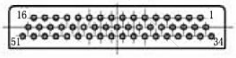	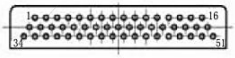
62	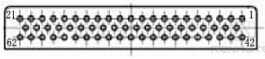	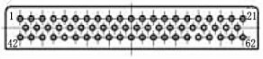
74	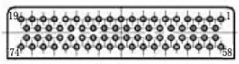	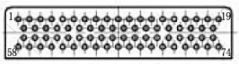
101	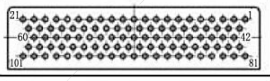	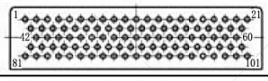

Disclaimer

The information in this specification is subject to change without notice. Please confirm the latest version before use. Technical parameters are for reference only, and sufficient testing and verification should be conducted in actual applications.