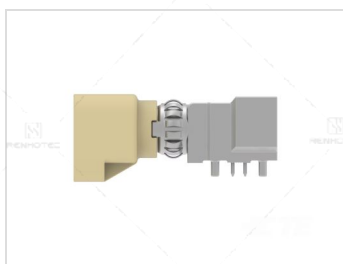




Board-to-Board / Wire-to-Board Shielded Horizontal 4 Position Board Mount J Code Automotive HSD Data Connectivity Headers

Part Number:

TE-1-2286797-3



Basic Information

Number of Positions	4
Series	HSD
Tcpn	1-2286797-3
Product Description	HSD,HDR ASSY,90DEG,COD J
Mixed & Hybrid Connector	No
Connector System	Board-to-Board Wire-to-Board
Number of Rows	2
PCB Mount Orientation	Horizontal
Keying Code	J
Contact Type	Pin
Center Contact	With
Connector Mounting Type	Board Mount

Mechanical Specification

Mating Pin Diameter	.6 mm (.02 in)
Centerline (Pitch)	2 mm (.07 in)
Connector Height	11.1 mm (.437 in)
Product Length	12 mm (.472 in)
Product Width	32.85 mm (1.293 in)
PCB Mount Retention Type	Solder Tail

Material Specification

Contact Mating Plating	Gold (Au)
Connector Center Contact Plating	Gold (Au)
Housing Color	Beige
Body Material	PPA GF25 Zinc Alloy
Outer Contact Plating	Tin (Sn)
PCB Retention Plating	Tin

Electrical Specification

Connector & Contact Terminates To	Printed Circuit Board
Contact Current Rating (Max) (A)	2.5
Termination Method to PCB	Through Hole - Solder
Mating Retention	With
PCB Mount Retention	With
Operating Voltage (VDC)	60.0
Impedance (Ω)	100.0

Environmental Specification

Sealable	No
Operating Temperature (Max)	105 °C (221 °F)

Disclaimer

The information in this specification is subject to change without notice. Please confirm the latest version before use. Technical parameters are for reference only, and sufficient testing and verification should be conducted in actual applications.