




Wire-to-Board Shielded Horizontal 4 Position Board Mount A Code 4 mm (.157 in) Centerline Signal Data Connectivity Headers

Part Number:

TE-2304168-2



Basic Information

Number of Positions	4
Series	MATE-AX
Tcpn	2304168-2
Product Description	4P MATE-AX, HDR ASSY,90 DEG,COD B
Mixed & Hybrid Connector	No
Connector System	Wire-to-Board
Number of Rows	2
PCB Mount Orientation	Horizontal
Keying Code	A
Contact Type	Pin
Center Contact	With
Connector Mounting Type	Board Mount
Assembly Process Feature	Board Standoff

Mechanical Specification

Mating Pin Diameter	.4 mm (.016 in)
Centerline (Pitch)	4 mm (.157 in)
Connector Height	14.4 mm (.567 in)
Product Length	24.3 mm (.957 in)
Product Width	12 mm (.472 in)

Material Specification

Contact Mating Plating	Silver (Ag)
Connector Center Contact Plating	Silver (Ag)
Housing Color	Jet Black
Outer Contact Plating	Tin (Sn)
PCB Retention Plating	Tin

Electrical Specification

Connector & Contact Terminates To	Printed Circuit Board
Contact Current Rating (Max) (A)	3
Termination Method to PCB	Through Hole - Solder
Mating Retention	With
Operating Voltage (VDC)	60.0
Impedance (Ω)	50.0

Environmental Specification

Sealable	No
Operating Temperature Range	-40 – 105 °C (-40 – 221 °F)
Operating Temperature (Max) (°C)	65 70 75 80 85 90 100 105
Operating Temperature (Max) (°F)	221.0

Disclaimer

The information in this specification is subject to change without notice. Please confirm the latest version before use. Technical parameters are for reference only, and sufficient testing and verification should be conducted in actual applications.