



M16 Metal Shell Non-shield Molded Cable Connector

Part Number:



Basic Information

Connection Type	Overmolded Plug
Contacts	12 Pin, 14 Pin, 16 Pin, 19 Pin, 2 Pin, 24 Pin, 3 Pin, 4 Pin, 5 Pin, 6 Pin, 7 Pin, 8 Pin
Coupling	Threaded Coupling
Gender	Female, Male
Orientation	Straight
Termination	Solder

Material Specification

Contact Finish	Au
Pin Contact	CuZn
Shell Material	Metal
Socket Contact	CuSn
Wire Gauge	0.14mm ² (26AWG) for 24 Pin, Max. 0.25mm ² /(Max. 24AWG) for 12/14/16/19 Pin, Max. 0.75mm ² /(Max. 20AWG) for 2/3/4/5/6/7/8 Pin

Electrical Specification

Contact Resistance	12/14/16/19/24 Pin < 3 MΩ, 2/3/4/5/6/7/8 Pin < 5 MΩ
Insulation Resistance	≥ 100 MΩ
Rated Current	1A for 24 Pin, 3A for 12/14/16/19 Pin, 6A for 4/5 Pin, 7A for 2/3 Pin
Rated Voltage	250V for 2/3/4/5 Pin, 60V for 5/6/7/8/12/14/16/19/24 Pin
Shielding	Unshielded































Environmental Specification

Ingress Protection	IP65, IP67
Operating Temperature	-25°C ~ + 85°C

Mechanical Specification

Mechanical Operation	> 500 Mating Cycles
----------------------	---------------------

Contact Layout

Number of positions	Insert arrangement	
	Female	Male
2		
3		
4		
5A		
5B		
6		
7A		
7B		
8		
12		
14A		
14B		
16		
19		
24		

Disclaimer

The information in this specification is subject to change without notice. Please confirm the latest version before use. Technical parameters are for reference only, and sufficient testing and verification should be conducted in actual applications.