



## M16 Female Straight Solder Cable Front Fastened Connector(M18\*0.75)

Part Number:



Basic Information	
Connector Type	Socket
Contact Termination	Solder Cup
Contact Type	Female Pin
Fastening Type	Threaded
Key	A
Mounting Feature	Front Fastened
Mounting Type	Panel Mount
Number of Positions	12 Pin, 14 Pin, 19 Pin, 2 Pin, 24 Pin, 3 Pin, 4 Pin, 5 Pin, 6 Pin, 7 Pin, 8 Pin
Orientation	Straight
Shell Size	M16

Material Specification	
Contact Finish	Gold Plating
Contact Material	Copper Alloy
Insulation Material	PA66
Shell Finish	Zinc Plating
Shell Material	Copper Alloy

### Electrical Specification

Rated Current	3A, 5A, 6A, 7A
Rated Voltage	250V, 60V
Shielding	Unshielded































### Environmental Specification

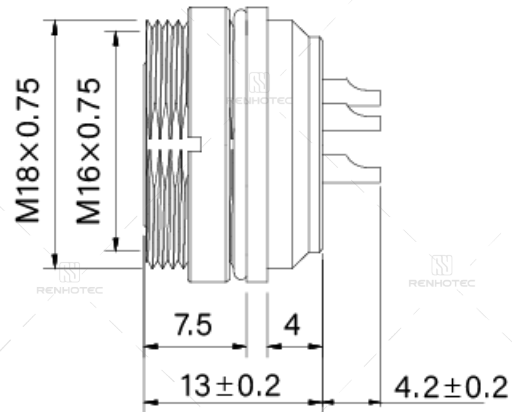
Ingress Protection	IP65, IP67
Operating Temperature	-25°C ~ + 85°C

### Mechanical Specification

Mechanical Operation	>500 Mating Cycles
----------------------	--------------------

### Contact Layout

Number of positions	Insert arrangement	
	Female	Male
2		
3		
4		
5A		
5B		
6		
7A		
7B		
8		
12		
14A		
14B		
16		
19		
24		

**Size**

**Disclaimer**

The information in this specification is subject to change without notice. Please confirm the latest version before use. Technical parameters are for reference only, and sufficient testing and verification should be conducted in actual applications.